
















Google Hot Trends – Action List



Initial Task List (Starting a new blog):

-  Search Google Hot Trends for keywords and topics that you know people search on AND spend money on (Lesson 1)
-  Select a Hot Trend to work with (Lesson 1)
-  Write an article related to your subject (Lesson 2)
-  Go to www.blogger.com and sign up for an account (Lesson 3)
-  Create your Blog (Lesson 3)
-  Edit your blog and add first few articles (Lesson 3)
-  Apply for AdSense and set up on your blog (Lesson 4)
-  Drive Traffic (Lessons 5 and 6)

Ongoing Task List:

-  Go back to Hot Trends and select more keywords (Lesson 1)
-  Write more articles (Lesson 2)
-  Continue to add content to your blog (Lesson 3)
-  Continue to drive traffic (Lessons 5 and 6)
-  Rinse and Repeat